

OAKVIEW

GARAGE DOORS

STYLE COLLECTION

Inspiration for your home. Real Oakview projects inside.

Explore the Oakview door collection

(647) 905-0358 | info@oakviewgaragedoors.ca

2026 STYLE CATALOGUE

AI-GENERATED DESIGN VISUALIZATION | INSTALLATION PHOTOS INSIDE

FIND YOUR STYLE

Door styles at a glance

Five catalogue styles, from classic raised panels to clean modern lines.



Flush Panel

Modern

Smooth, full-width horizontal sections.



Short Raised Panel

A400

Compact raised rectangles for a classic look.



Short Panel

A300

Traditional short-panel proportions.



Long Raised Panel

A600

Elongated raised sections with classic depth.



Long Panel

A500

Long horizontal raised panels.

MAKE IT YOURS

Choose a model, colour and window design to complement your home.

INSTALLED STYLES

Short panels | A300 & A400

Compare the traditional A300 panel layout with the less common raised A400 style.



SHORT PANEL | A300

Classic 4-across panel layout with divided top windows.



SHORT PANEL | A300

Raised short panels with a traditional window row.



SHORT RAISED PANEL | A400

Carriage accents and top windows; one example shown.

INSTALLED STYLES

Long Raised Panel | A600

Long raised sections, available with several window layouts and carriage details.



Two charcoal doors with horizontal glazing.



Black door with decorative carriage hardware.



Raised panels with a divided top-window row.



Paired doors with arched top glazing.

INSTALLED STYLES

Long Panel | A500

A clean, elongated panel design shown in single and double-door installations.



Double-door installation with broad raised panels.



Single door with long, horizontal panel sections.



Wide door with three long panels across each row.

INSTALLED STYLES

Modern flush panels

Smooth horizontal sections pair well with contemporary homes, window rows and woodgrain finishes.



Black flush panels with horizontal glazing.



Close view of the same horizontal-section style.



Paired black flush-panel installation.



Woodgrain flush panel with a top window row.

DESIGN INSPIRATION

Glass, glazing & woodgrain

Showroom samples offer additional ways to personalize the door beyond the panel style.



Woodgrain with horizontal glazing

Warm wood-look finish with a modern window layout.



Woodgrain sample

A second showroom view of the wood-look finish.



Full-view glass

Dark frame with broad glass sections for a contemporary façade.

FINISHING TOUCHES

Colours & window designs

Pair a door style with the finish and glazing details that suit your home.

White | Almond | Sandstone | Charcoal | Brown | Dark Brown | Black | Woodgrain

WINDOW OPTIONS



Decorative glass styles

The manufacturer catalogue includes Stockton, Cascade, Waterton, Prairie, StockBridge, Wagon Wheel, Sunburst and Trellis designs, plus arched options.

Window patterns and colours can vary by door size and model. We can confirm the available combinations when preparing your order.

SYSTEM OVERVIEW

How a sectional garage door is built

A simplified guide to the door panels, lifting hardware, tracks and opener.

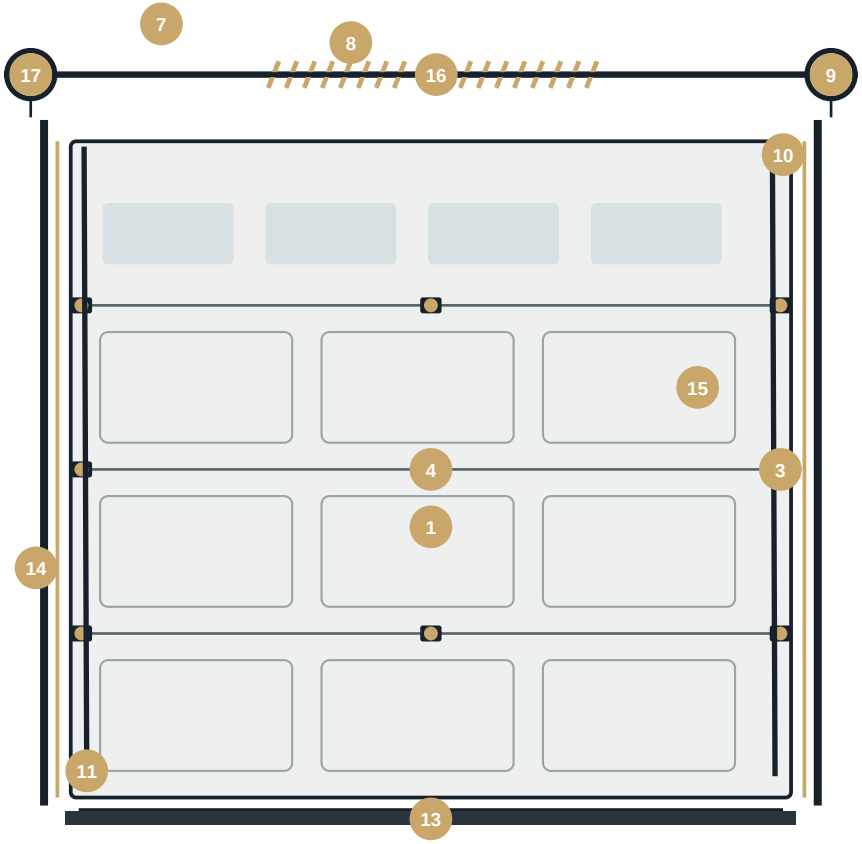

FRONT VIEW

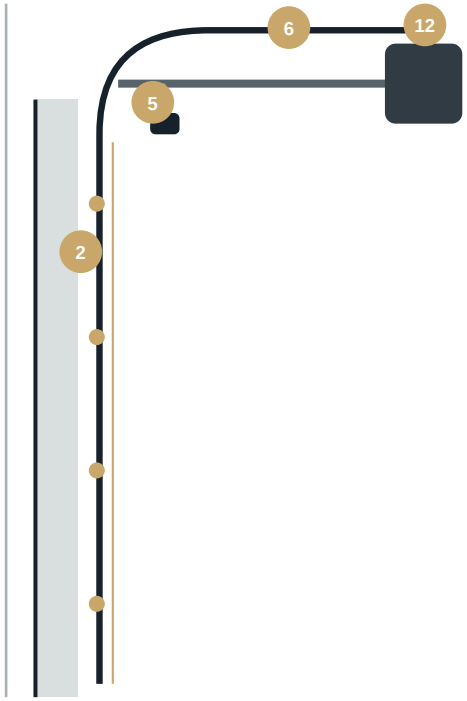

SIDE VIEW

COMPONENTS

1. Door sections / panels
2. Vertical tracks
3. Rollers
4. Hinges
5. Track curve / radius
6. Horizontal tracks
7. Torsion shaft
8. Torsion springs
9. Cable drums
10. Lift cables
11. Bottom brackets
12. Opener, rail & trolley
13. Bottom seal
14. Perimeter weather seal
15. Panel struts, if specified
16. Center bearing / spring anchor
17. End bearing plates

Note

Layout is schematic and not to scale.

Spring type, track and reinforcement vary by door size and installation requirements.